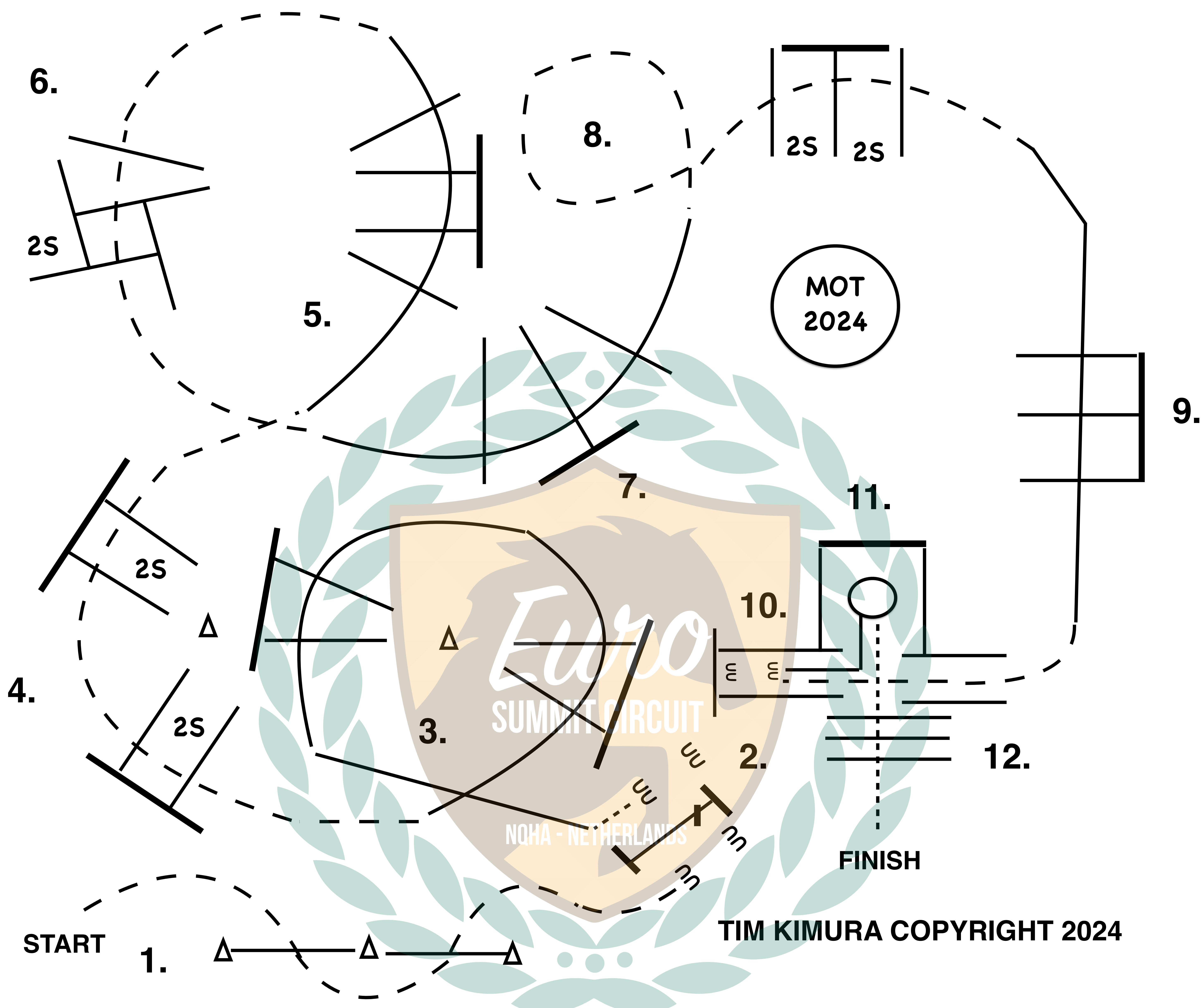


NQHA Euro Summit Netherlands 2024

L1 Open, L1 Amateur, L1 Youth Trail

Show 1 - 2

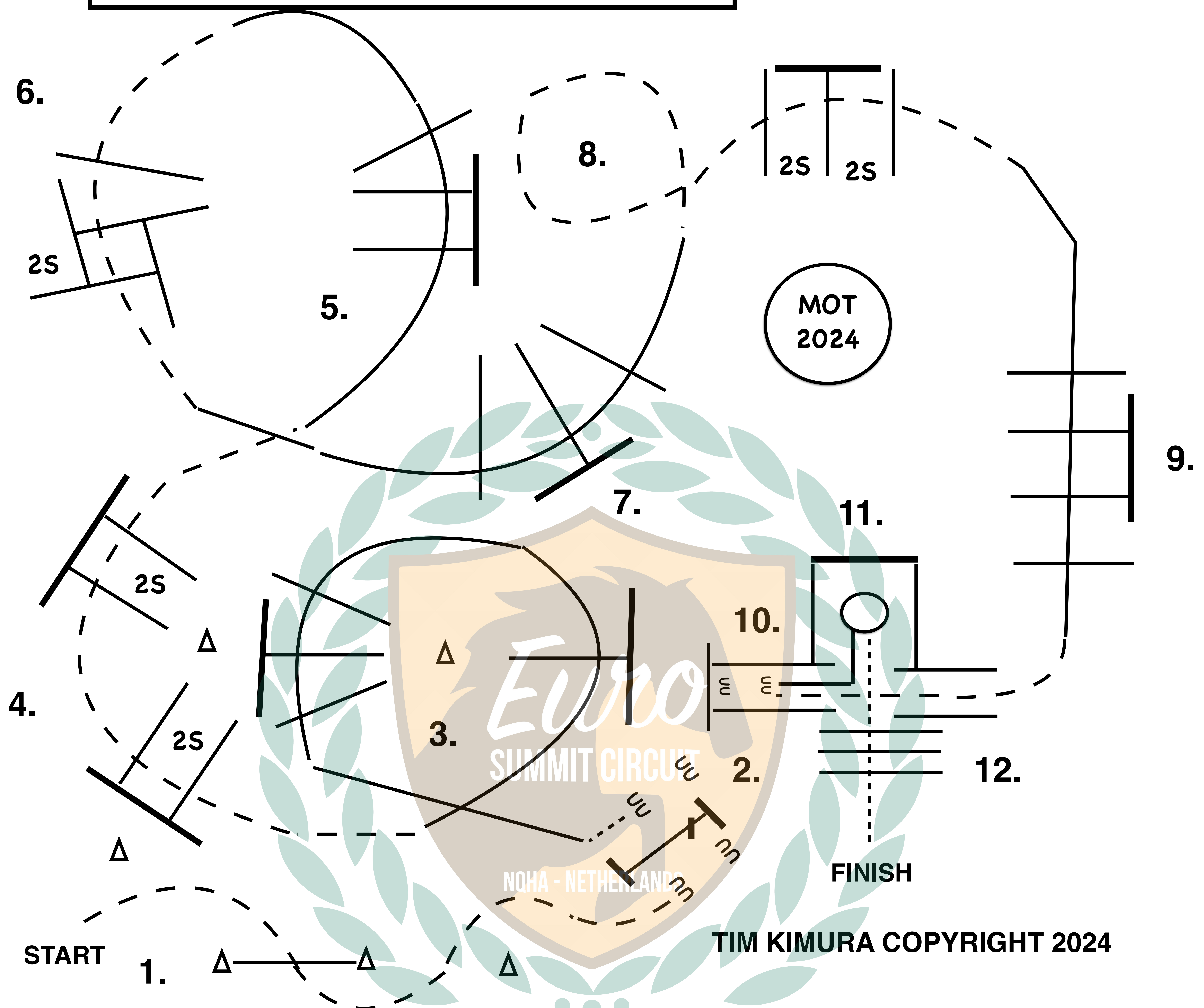


1. JOG THROUGH SERPENTINE, JOG OVER POLES, JOG UP TO GATE.
2. WORK GATE LEFT HAND.
3. WALK A FEW STEPS FORWARD, THEN LOPE OVER POLES (RL)
4. BREAK TO THE JOG, JOG OVER POLES.
5. LOPE OVER POLES (LL).
6. BREAK TO THE JOG, JOG OVER POLES.
7. LOPE OVER POLES (LL).
8. BREAK TO THE JOG, JOG AROUND TO THE LEFT, THEN JOG OVER POLES.
9. LOPE OVER POLES (RL).
10. BREAK TO THE JOG, JOG INTO CHUTE, BACK BETWEEN POLES, BACK AROUND CORNER, AND BACK INTO BOX.
11. EXECUTE A 360 DEGREE TURN EITHER WAY.
12. WALK OUT BOX, WALK OVER POLES.

NQHA Euro Summit Netherlands 2024

Junior Trail

Show 1 - 2

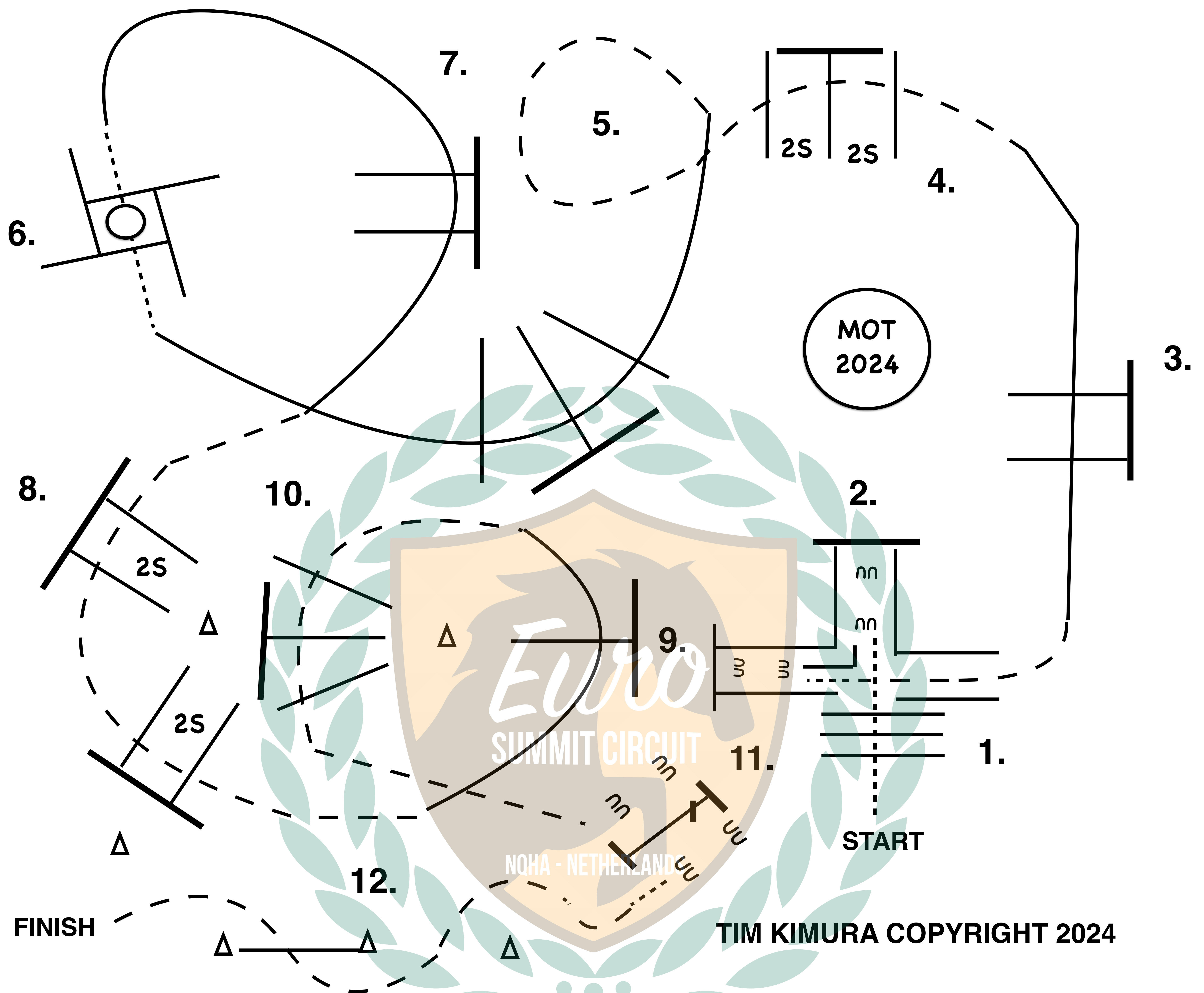


1. JOG THROUGH SERPENTINE, JOG OVER POLES, JOG UP TO GATE.
2. WORK GATE LEFT HAND.
3. WALK A FEW STEPS FORWARD, THEN LOPE OVER POLES (RL)
4. BREAK TO THE JOG, JOG OVER POLES.
5. LOPE OVER POLES (LL).
6. BREAK TO THE JOG, JOG OVER POLES.
7. LOPE OVER POLES (LL).
8. BREAK TO THE JOG, JOG AROUND TO THE LEFT, THEN JOG OVER POLES.
9. LOPE OVER POLES (RL).
10. BREAK TO THE JOG, JOG INTO CHUTE, BACK BETWEEN POLES, BACK AROUND CORNER, AND BACK INTO BOX.
11. EXECUTE A 360 DEGREE TURN EITHER WAY.
12. WALK OUT BOX, WALK OVER POLES.

NQHA Euro Summit Netherlands 2024

Youth Trail

Show 1 - 2

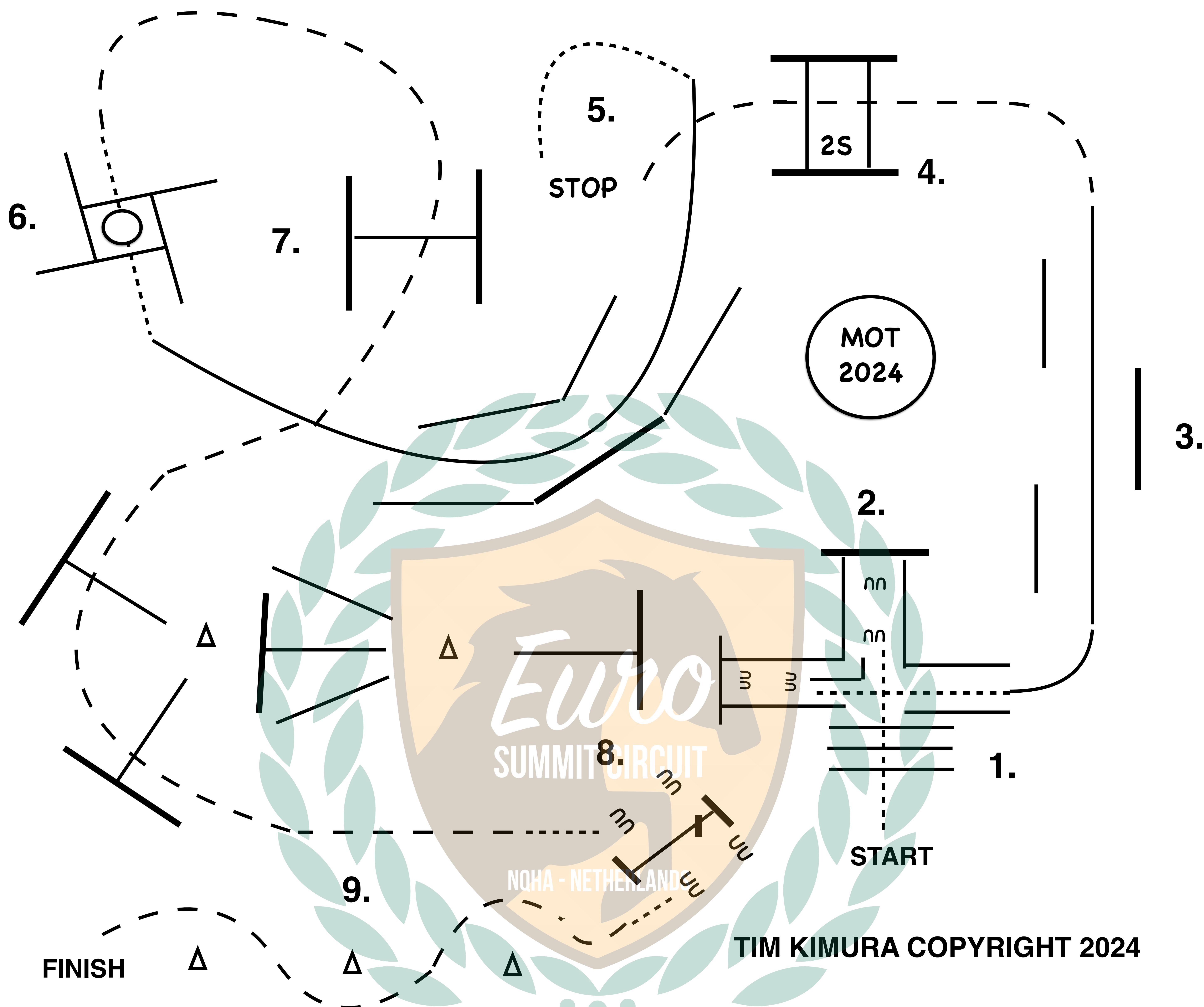


1. WALK OVER POLES, WALK INTO CHUTE.
2. BACK AROUND CORNER, BACK BETWEEN POLES.
3. WALK FORWARD, THEN JOG OUT CHUTE, LOPE OVER POLES (LEFT LEAD).
4. BREAK TO THE JOG, JOG OVER POLES.
5. JOG AROUND TO THE RIGHT, LOPE OVER POLES (RIGHT LEAD).
6. STOP OR BREAK TO THE WALK, WALK INTO BOX, EXECUTE A 360 TURN EITHER WAY, WALK OUT OF BOX.
7. LOPE OVER POLES (RIGHT LEAD).
8. BREAK TO THE JOG, JOG OVER POLES.
9. LOPE OVER POLE (LEFT LEAD).
10. BREAK TO THE JOG, JOG OVER POLES, JOG UP TO GATE.
11. WORK GATE RIGHT HAND.
12. WALK FORWARD, THEN JOG THROUGH SERPENTINE, JOG OVER POLE.

NQHA Euro Summit Netherlands 2024

Rookie Horse Trail

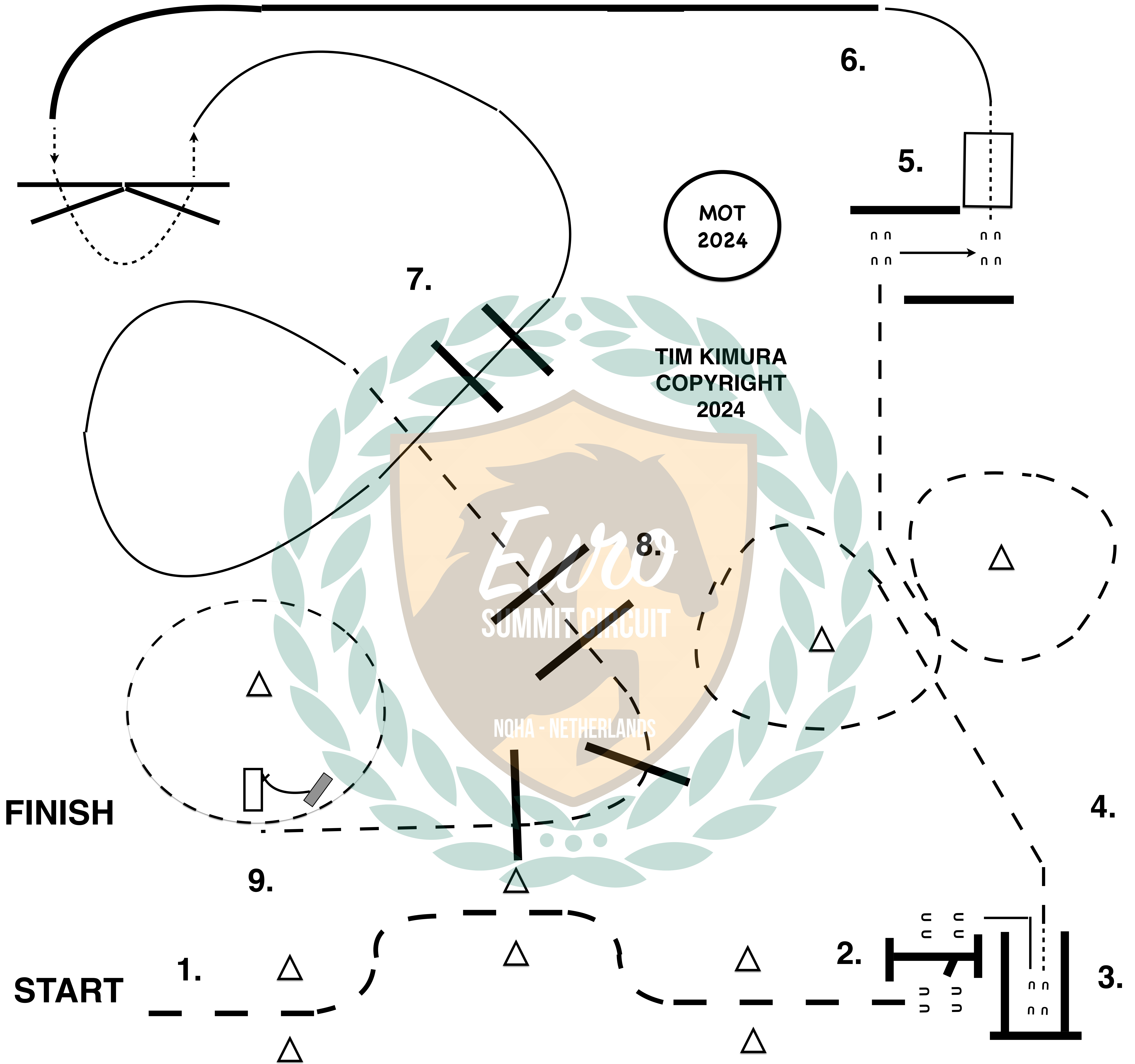
Show 1 - 2



1. WALK OVER POLES, WALK INTO CHUTE.
2. BACK AROUND CORNER, BACK BETWEEN POLES.
3. WALK FORWARD, THEN WALK OUT CHUTE, CANTER (LEFT LEAD) BETWEEN POLES.
4. BREAK TO THE TROT, TROT OVER POLES.
5. STOP YOUR HORSE, THEN WALK AROUND TO THE RIGHT, THEN CANTER (RIGHT LEAD), CANTER THROUGH CHUTE, CANTER BETWEEN POLES.
6. STOP OR BREAK TO THE WALK, WALK INTO BOX, EXECUTE A 360 TURN EITHER WAY, WALK OUT OF BOX.
7. TROT OVER POLES.
8. STOP OR BREAK TO THE WALK, WALK UP TO GATE, WORK GATE RIGHT HAND.
9. WALK FORWARD, THEN TROT THROUGH SERPENTINE.

NQHA Euro Summit Netherlands 2024

Ranch Trail
Show 1 - 2

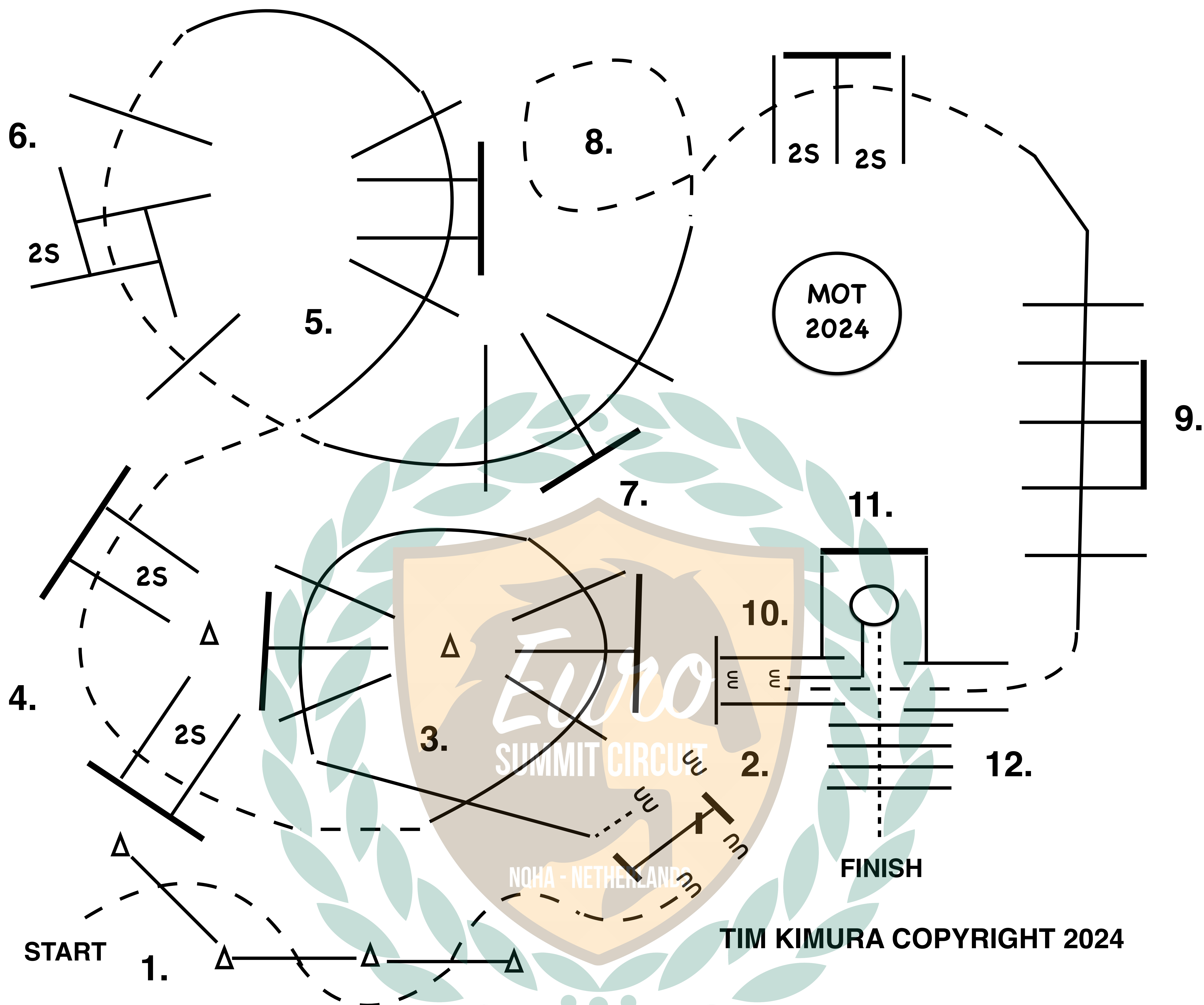


1. EXTEND THE TROT BETWEEN MARKERS AND TROT UP TO GATE.
2. WORK GATE LEFT HAND, PUSH GATE.
3. BACK AWAY FROM GATE, BACK AROUND CORNER, BACK BETWEEN LOGS, WALK FORWARD.
4. TROT THROUGH SERPENTINE.
5. SIDE PASS RIGHT BETWEEN LOGS, WALK FORWARD, WALK OVER BRIDGE.
6. LOPE LEFT LEAD AND THEN EXTEND THE UP TO LOGS, BREAK TO WALK, WALK OVER LOGS.
7. TURN LEFT AND THEN LOPE RIGHT LEAD OVER LOGS AND LOPE AROUND TO THE RIGHT.
8. BREAK TO THE TROT, TROT OVER LOGS, TROT UP TO DRAG.
9. WORK DRAG, YOUTH PICK UP/RETURN OBJECT, TROT W/OBJECT AROUND CONE.

NQHA Euro Summit Netherlands 2024

Senior Open Trail

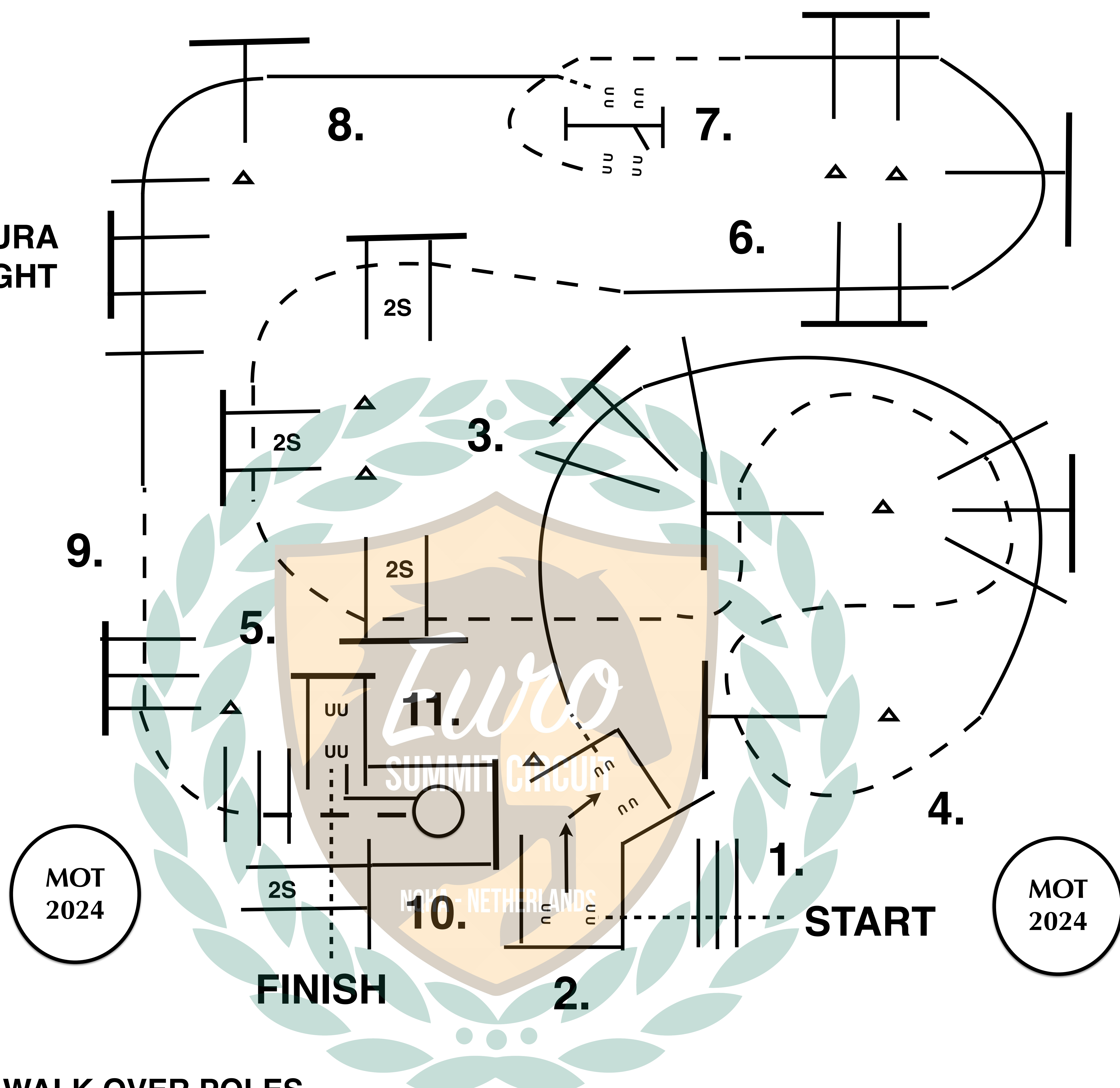
Show 1 - 2



TIM KIMURA COPYRIGHT 2024

1. JOG THROUGH SERPENTINE, JOG OVER POLES, JOG UP TO GATE.
2. WORK GATE LEFT HAND.
3. WALK A FEW STEPS FORWARD, THEN LOPE OVER POLES (RL)
4. BREAK TO THE JOG, JOG OVER POLES.
5. LOPE OVER POLES (LL).
6. BREAK TO THE JOG, JOG OVER POLES.
7. LOPE OVER POLES (LL).
8. BREAK TO THE JOG, JOG AROUND TO THE LEFT, THEN JOG OVER POLES.
9. LOPE OVER POLES (RL).
10. BREAK TO THE JOG, JOG INTO CHUTE, BACK BETWEEN POLES, BACK AROUND CORNER, AND BACK INTO BOX.
11. EXECUTE A 360 DEGREE TURN EITHER WAY.
12. WALK OUT BOX, WALK OVER POLES.

TIM KIMURA
COPYRIGHT
2024

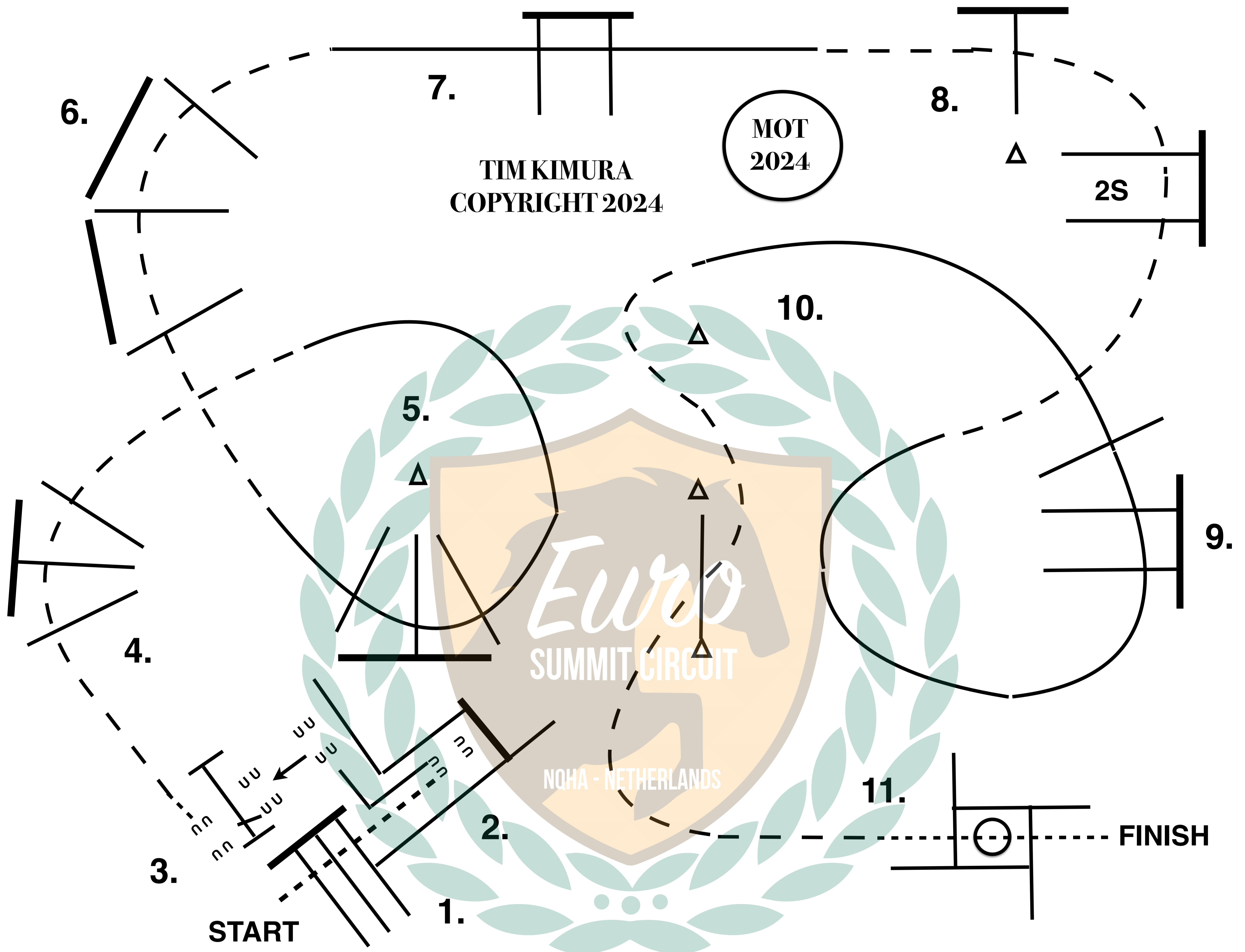


1. WALK OVER POLES.
2. WALK OVER POLE, SIDE PASS RIGHT PAST CONE, THEN WALK OUT BOX, WALK OVER POLE.
3. LOPE OVER POLES (RIGHT LEAD).
4. BREAK TO THE JOG, JOG OVER POLES.
5. JOG OVER POLES.
6. LOPE OVER POLES (LEFT LEAD).
7. BREAK TO THE JOG, JOG TO GATE, WORK GATE LEFT HAND.
8. WALK FORWARD, THEN LOPE OVER POLES (LEFT LEAD).
9. BREAK TO THE JOG, JOG OVER POLES, JOG INTO CHUTE AND STOP.
10. EXECUTE A 360 TURN EITHER WAY.
11. BACK OUT BOX, BACK BETWEEN POLES AND BACK AROUND CORNER. WALK OUT CHUTE, WALK OVER POLES.

NQHA Euro Summit Netherlands 2024

L1 Open, L1 Amateur, L1 Youth Trail

Show 3 - 4

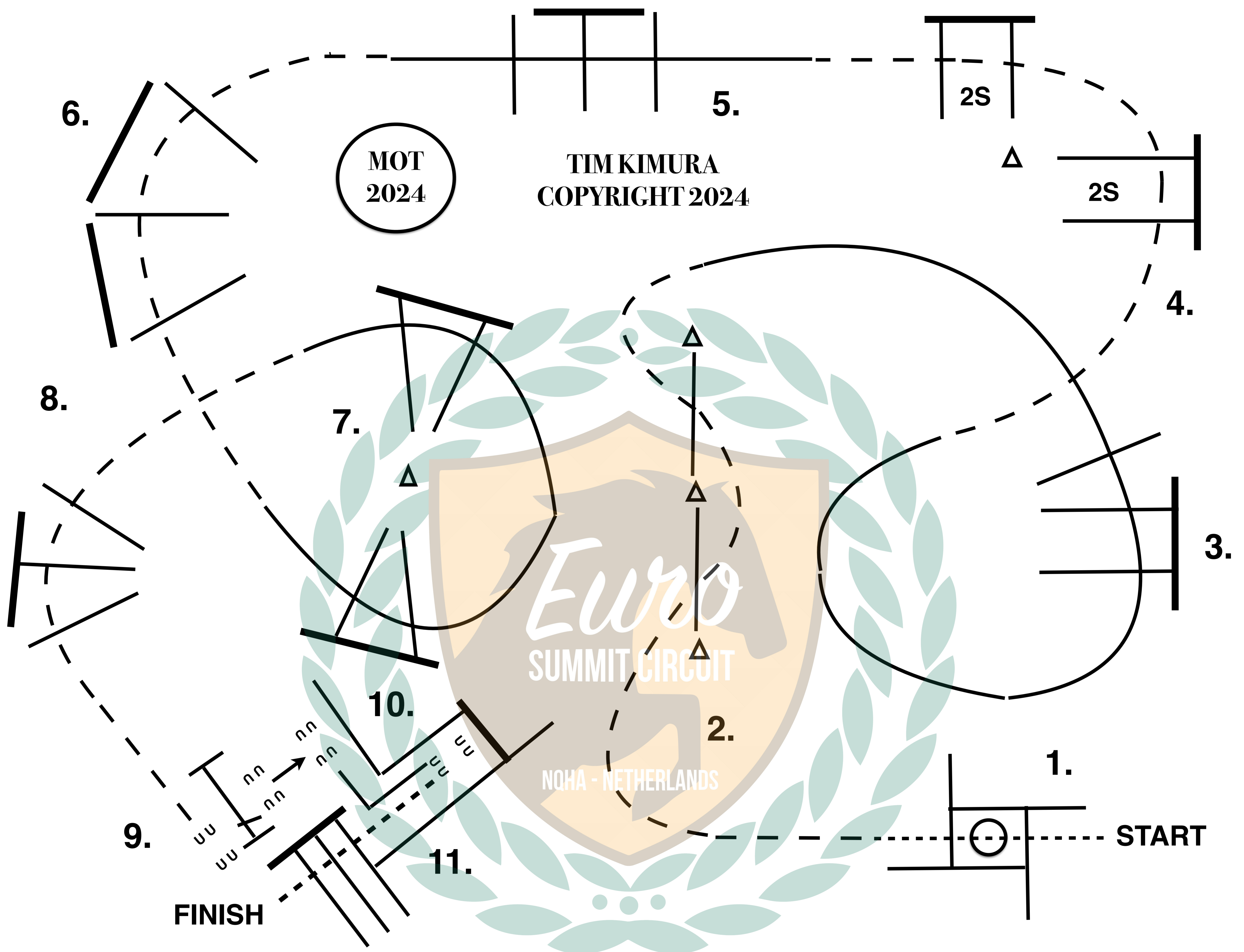


1. WALK OVER POLES, WALK INTO CHUTE.
2. BACK BETWEEN POLES, BACK AROUND CORNER.
3. WORK GATE RIGHT HAND.
4. YOU MAY WALK FORWARD, THEN JOG OVER POLES.
5. LOPE OVER POLES (LEFT LEAD).
6. BREAK TO THE JOG, JOG OVER POLES.
7. LOPE OVER POLES (RIGHT LEAD).
8. BREAK TO THE JOG, JOG OVER POLES.
9. LOPE OVER POLES (LEFT LEAD).
10. BREAK TO THE JOG, JOG THROUGH SERPENTINE, JOG OVER POLES.
11. STOP OR BREAK TO THE WALK, WALK INTO BOX, 360 TURN EITHER WAY, WALK OUT BOX.

NQHA Euro Summit Netherlands 2024

Junior Open Trail

Show 3 - 4

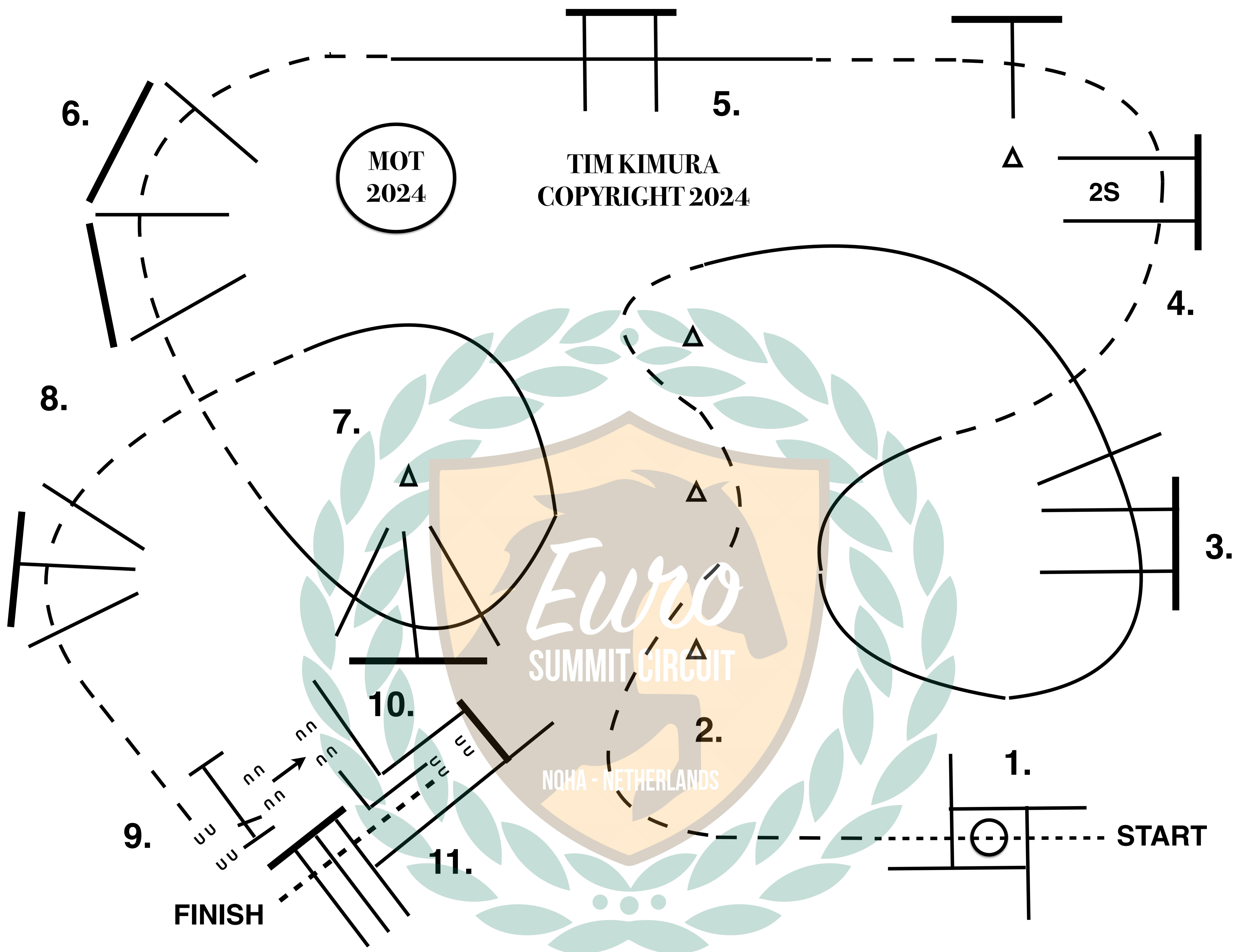


1. WALK INTO BOX, EXECUTE A 360 TURN EITHER WAY, WALK OUT BOX.
2. JOG THROUGH SERPENTINE, JOG OVER POLES.
3. LOPE OVER POLES (RIGHT LEAD).
4. BREAK TO THE JOG, JOG OVER POLES.
5. LOPE OVER POLES (LEFT LEAD).
6. BREAK TO THE JOG, JOG OVER POLES.
7. LOPE OVER POLES (LEFT LEAD).
8. BREAK TO THE JOG, JOG OVER POLES, JOG UP TO GATE.
9. WORK GATE LEFT HAND, OPEN WALK THROUGH AND CLOSE GATE.
10. SIDE PASS RIGHT, THEN BACK AROUND CORNER BETWEEN POLES.
11. WALK OUT CHUTE, WALK OVER POLES.

NQHA Euro Summit Netherlands 2024

Youth Trail

Show 3 - 4

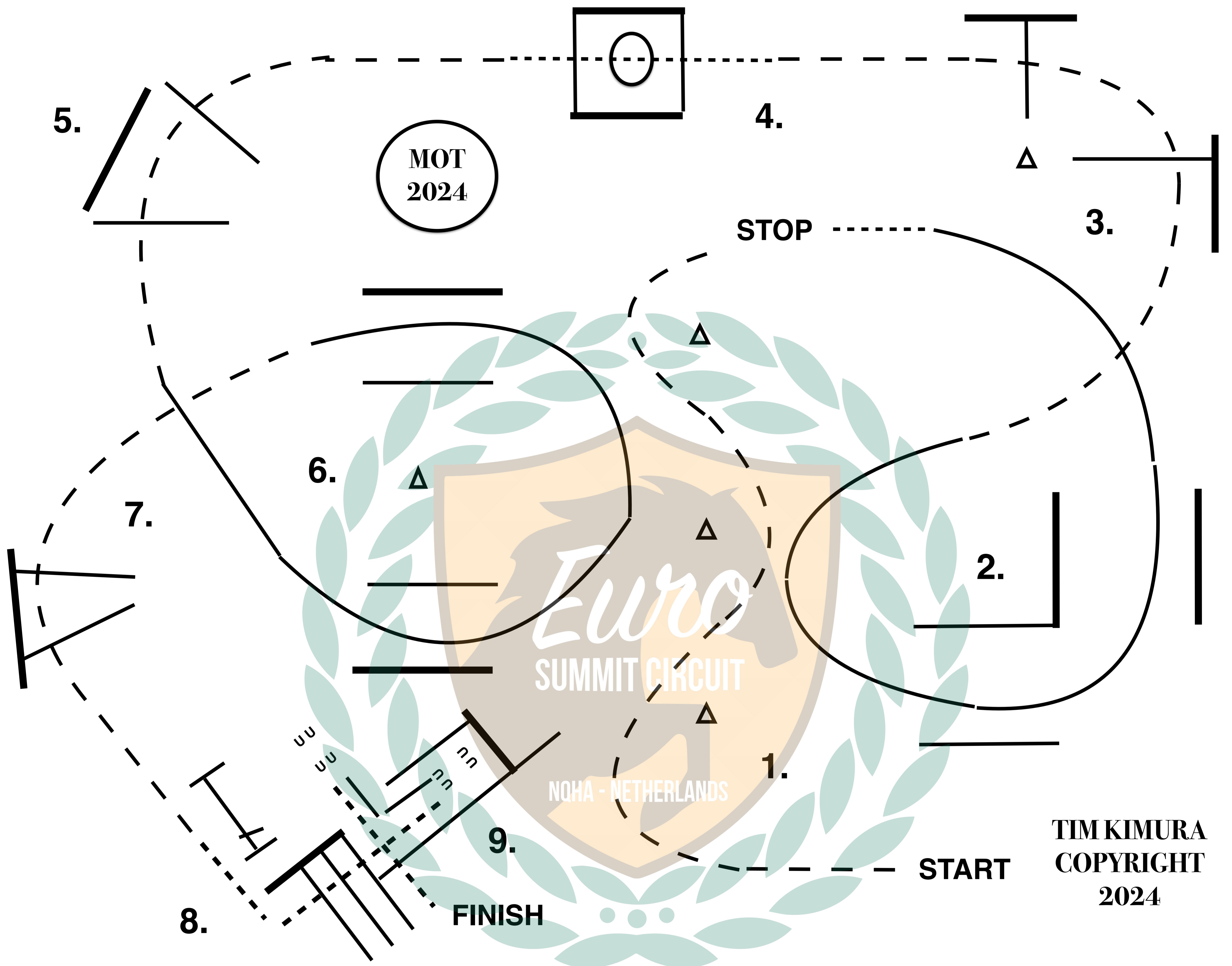


1. WALK INTO BOX, EXECUTE A 360 TURN EITHER WAY, WALK OUT BOX.
2. JOG THROUGH SERPENTINE.
3. LOPE OVER POLES (RIGHT LEAD).
4. BREAK TO THE JOG, JOG OVER POLES.
5. LOPE OVER POLES (LEFT LEAD).
6. BREAK TO THE JOG, JOG OVER POLES.
7. LOPE OVER POLES (LEFT LEAD).
8. BREAK TO THE JOG, JOG OVER POLES, JOG UP TO GATE.
9. WORK GATE LEFT HAND, OPEN WALK THROUGH AND CLOSE GATE.
10. SIDE PASS RIGHT, THEN BACK AROUND CORNER BETWEEN POLES.
11. WALK OUT CHUTE, WALK OVER POLES.

NQHA Euro Summit Netherlands 2024

Rookie Horse Trail

Show 3 - 4



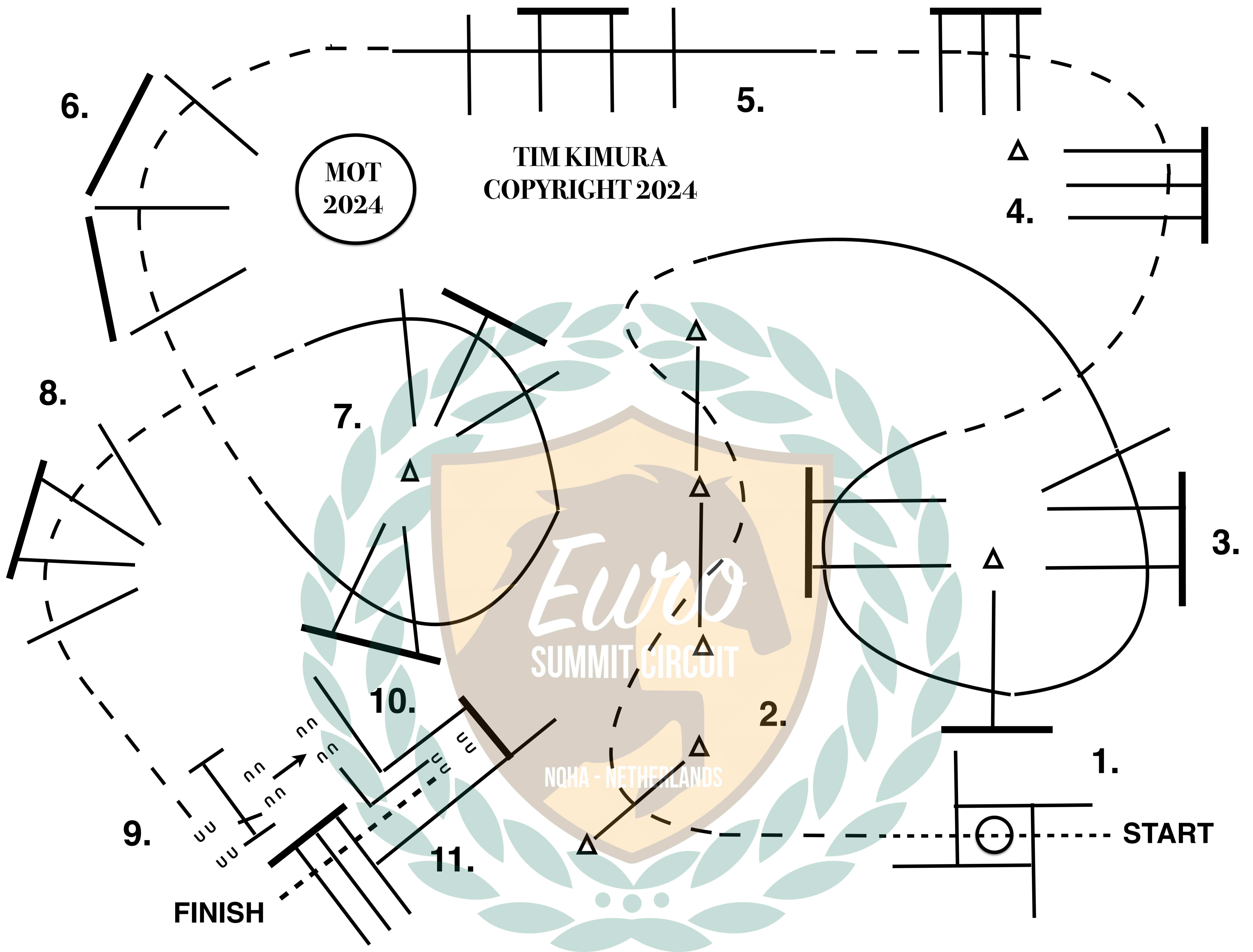
TIM KIMURA
COPYRIGHT
2024

1. TROT THROUGH SERPENTINE, STOP THEN WALK FORWARD.
2. CANTER BETWEEN POLES (RIGHT LEAD).
3. BREAK TO THE TROT, TROT OVER POLES.
4. STOP OR BREAK TO THE WALK, WALK INTO BOX, EXECUTE A 360 TURN EITHER WAY, WALK OUT BOX.
5. JOG OVER POLES.
6. LOPE OVER POLES (LEFT LEAD).
7. BREAK TO THE TROT, TROT OVER POLES, TROT UP TO GATE.
8. STOP OR BREAK TO THE WALK, WALK OVER POLES.
9. WALK INTO CHUTE, STOP, BACK AROUND CORNER, BACK OUT GAP, WALK FORWARD, WALK OVER POLE.

NQHA Euro Summit Netherlands 2024

Senior Open Trail

Show 3 - 4

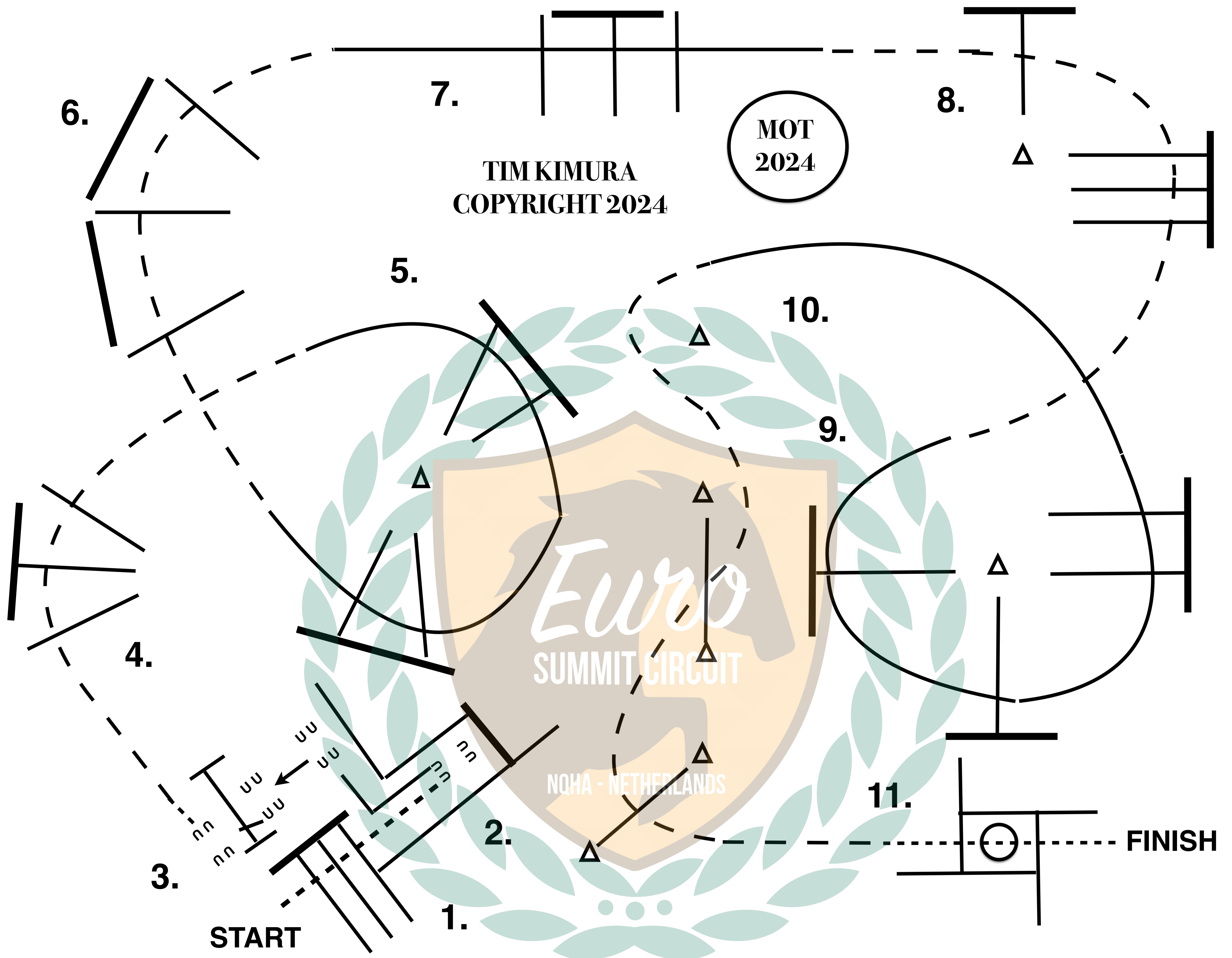


1. WALK INTO BOX, EXECUTE A 360 TURN EITHER WAY, WALK OUT BOX.
2. JOG THROUGH SERPENTINE, JOG OVER POLES.
3. LOPE OVER POLES (RIGHT LEAD).
4. BREAK TO THE JOG, JOG OVER POLES.
5. LOPE OVER POLES (LEFT LEAD).
6. BREAK TO THE JOG, JOG OVER POLES.
7. LOPE OVER POLES (LEFT LEAD).
8. BREAK TO THE JOG, JOG OVER POLES, JOG UP TO GATE.
9. WORK GATE LEFT HAND, OPEN WALK THROUGH AND CLOSE GATE.
10. SIDE PASS RIGHT, THEN BACK AROUND CORNER BETWEEN POLES.
11. WALK OUT CHUTE, WALK OVER POLES.

NQHA Euro Summit Netherlands 2024

Amateur, Select Trail

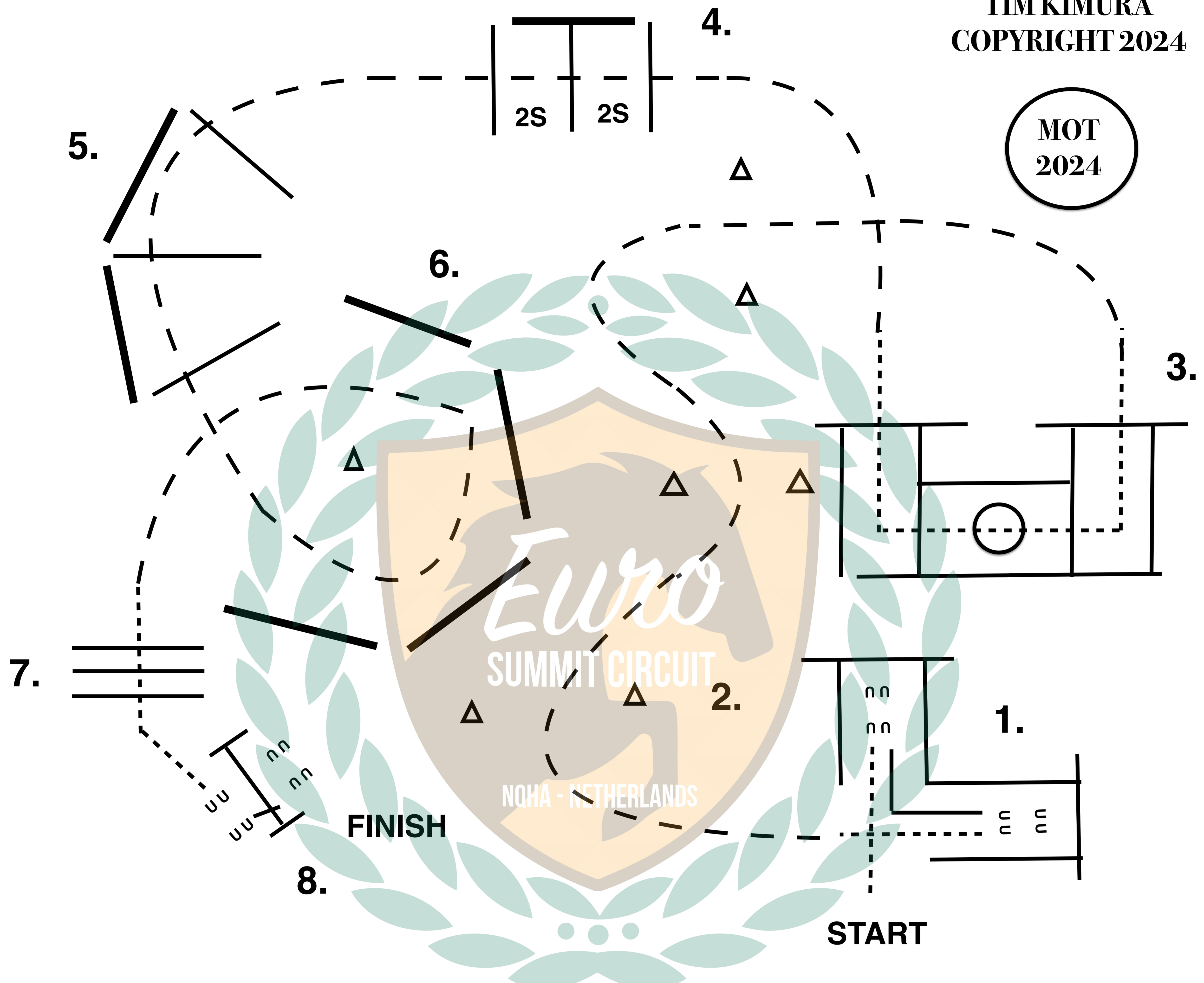
Show 3 - 4



1. WALK OVER POLES, WALK INTO CHUTE.
2. BACK BETWEEN POLES, BACK AROUND CORNER.
3. WORK GATE RIGHT HAND.
4. YOU MAY WALK FORWARD, THEN JOG OVER POLES.
5. LOPE OVER POLES (LEFT LEAD).
6. BREAK TO THE JOG, JOG OVER POLES.
7. LOPE OVER POLES (RIGHT LEAD).
8. BREAK TO THE JOG, JOG OVER POLES.
9. LOPE OVER POLES (LEFT LEAD).
10. BREAK TO THE JOG, JOG THROUGH SERPENTINE, JOG OVER POLES.
11. STOP OR BREAK TO THE WALK, WALK INTO BOX, 360 TURN EITHER WAY, WALK OUT BOX.

NQHA Euro Summit Netherlands 2024
In Hand Trail

TIM KIMURA
COPYRIGHT 2024

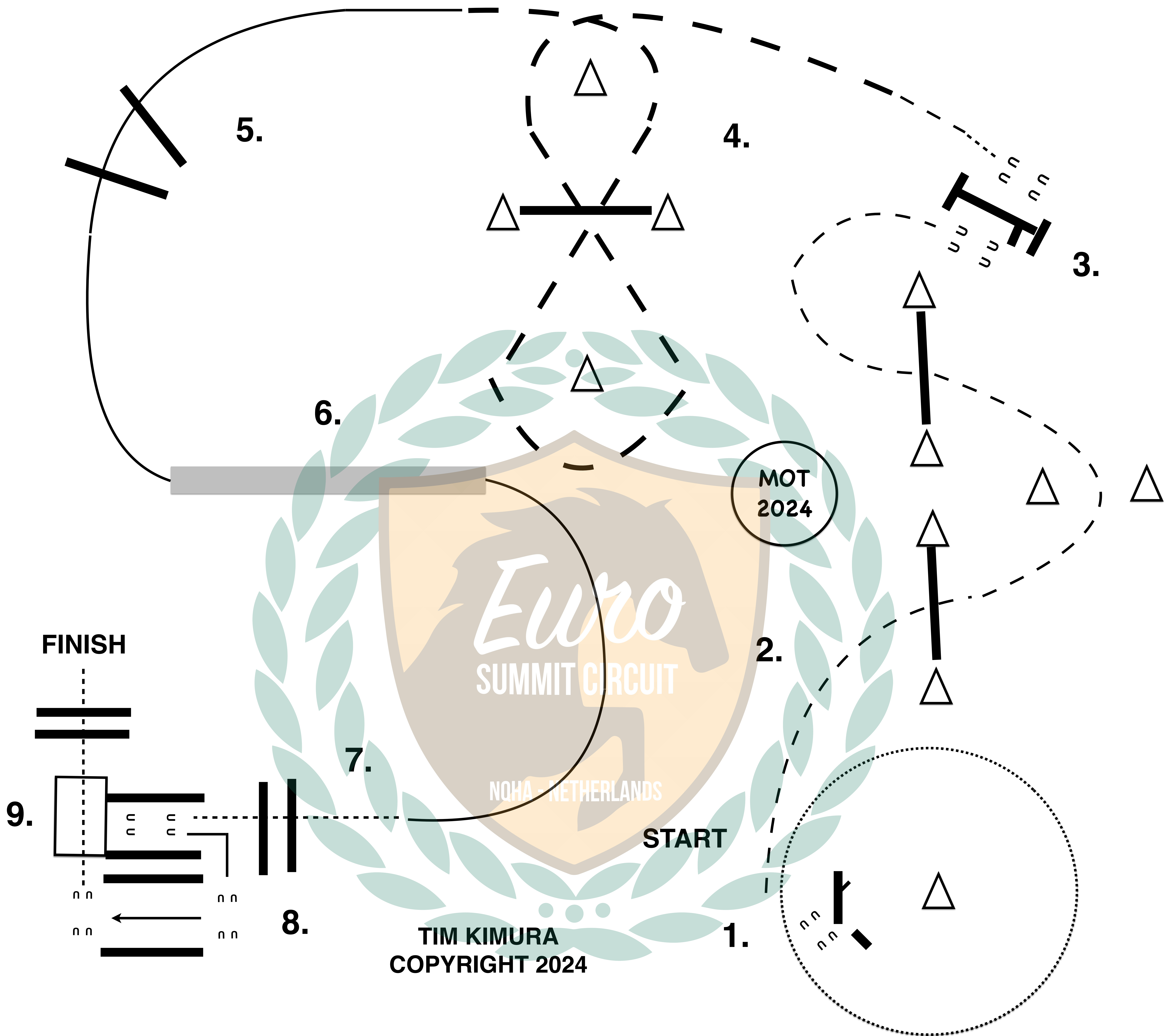


1. WALK INTO CHUTE, BACK BETWEEN POLES AND AROUND CORNER THEN WALK OUT THE CHUTE.
2. JOG THROUGH SERPENTINE, JOG BETWEEN CONES.
3. STOP OR BREAK TO THE WALK, WALK OVER POLES AND WALK INTO MIDDLE BOX, EXECUTE A 360 TURN RIGHT, WALK OUT BOXES AND WALK OVER POLES.
4. JOG OVER FIRST SET OF JOG OVERS.
5. JOG OVER SECOND SET OF JOG OVERS.
6. JOG AROUND CONE.
7. STOP OR BREAK TO THE WALK, WALK OVER POLES.
8. WALK UP TO GATE, WORK GATE LEFT HAND.

NQHA Euro Summit Netherlands 2024

Ranch Trail

Show 3 - 4



1. WORK DRAG, WALK OR TROT AROUND MARKER.
2. TROT OVER LOGS, TROT UP TO GATE.
3. WORK GATE LEFT HAND. PUSH OR PULL GATE OPEN AND CLOSE.
4. WALK FORWARD, THEN TROT, THEN EXTEND THE TROT BETWEEN CONES.
5. LOPE LEFT LEAD OVER LOGS.
6. CHANGE LEADS SIMPLE OF FLYING, NO SPECIFIC AREA TO CHANGE LEADS.
7. BREAK TO THE WALK, WALK OVER LOGS AND INTO CHUTE AND BACK AROUND CORNER, BACK BETWEEN LOGS.
8. SIDE PASS LEFT BETWEEN LOGS.
9. WALK OVER BRIDGE, WALK OVER LOGS.

TIM KIMURA
COPYRIGHT 2024